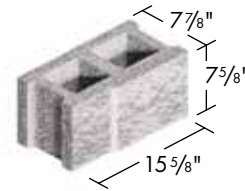


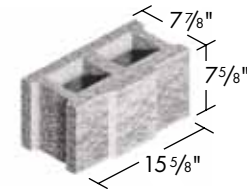


Castlerock/ Shadowstone

(Offset Split)



Castlerock: Typical 8" Size. Provides four different faces in each pair of block.



Shadowstone: Typical 8" Size. Provides six different faces in each pair of block.

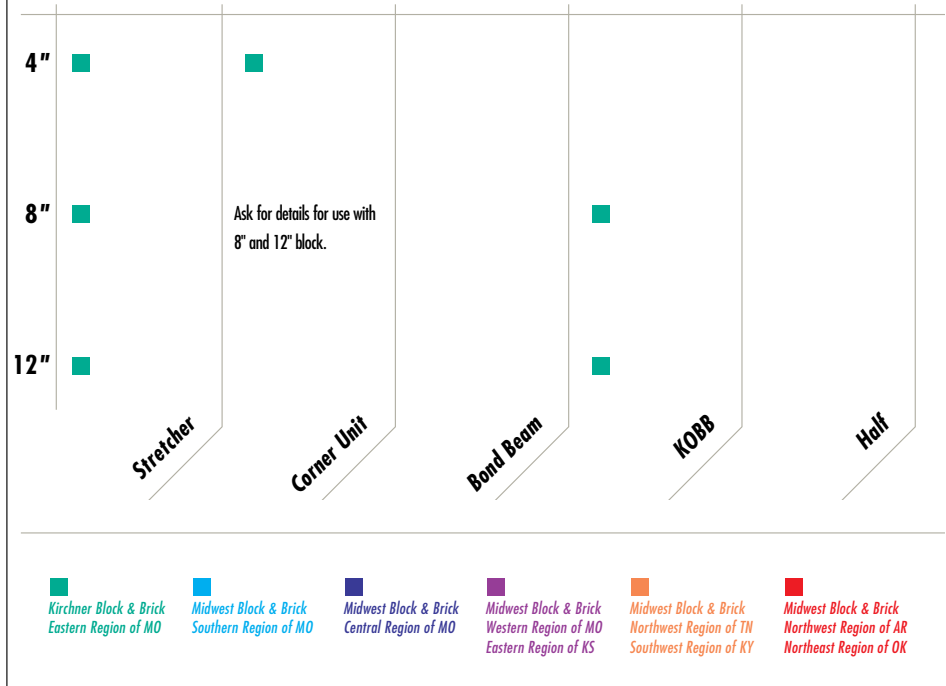
Unit Properties:

- Units exceed ASTM C-90. Higher strength units allow for more efficient structural designs.
- Recommend all units be manufactured with proper dose of integral admixture for water repellency and test units to ensure performance.
- All units are shipped on pallets. The pallets are wrapped and labeled to ensure units are clean and dry and to reduce potential chippage.

Installation Tips:

- Well tooled, compressed mortar joints are important to a weather-tight wall.
- Illustrate workmanship on a sample panel.

Location & Size Availability



- Kirchner Block & Brick Eastern Region of MO
- Midwest Block & Brick Southern Region of MO
- Midwest Block & Brick Central Region of MO
- Midwest Block & Brick Western Region of MO
- Midwest Block & Brick Eastern Region of KS
- Midwest Block & Brick Northwest Region of TN
- Midwest Block & Brick Southwest Region of KY
- Midwest Block & Brick Northeast Region of AR
- Midwest Block & Brick Northeast Region of OK

